

BEDLIFT SPECIFICATIONS

HOSPITAL BED STORAGE

The Bedlift stores up to 5 hospital beds vertically in a footprint slightly larger than a single bed. As a hospital bed storage system, it can accommodate hospitals' auxiliary beds, beds in maintenance, and provide secure storage zones with a closer proximity to patient areas.


The Bedlift is successful in hospital maintenance rooms, storage rooms, and zoned corridor space. Additionally, the most successful installations have multiple storage locations to reduce the response time for a required bed as well as reducing the labour to retrieve the hospital bed.

The Need

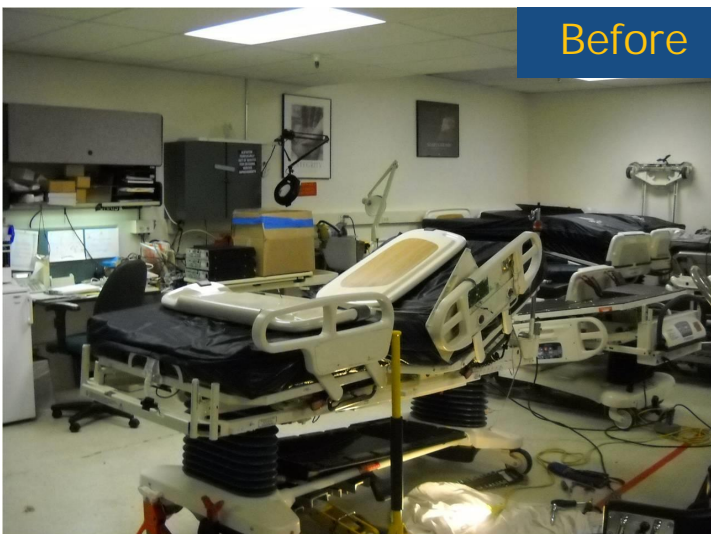
- ▶ Aisle and corridor egress is the #1 cited issue in the Life Safety Code (LSC)
- ▶ The average building cost for a hospital is \$4300+ per m²
- ▶ Spare hospital beds are not readily accessible near patient areas
- ▶ At any given time 7 - 10% of all hospital beds are in maintenance for repairs.

Value Added

- ▶ Reduces hallways 'clutter' to address NFPA 101 – Life Safety Code
- ▶ Floor space savings of, on average, 5.57m² per unit
- ▶ Time savings in labour for transporting hospital beds
- ▶ Secure and protects hospital beds



Safe Handling Easy Access Maximum Storage Fast Retrieval Small Footprint



Before | After




Australia Wide Sales & Service

sales@materialshandling.com.au | www.materialshandling.com.au | 1300 25 84 07

MATERIALS
Handling PTY LTD *Working with ease*

Bedlift_R

- Designed for beds up to 272 kg.
- Accommodates beds 2413 x 1131 x 661 mm
- Electrical Specifications:
 - ST327-45R-220V – 220V, 1PH, 10 Amp
 - ST427-45R – 220V, 1PH, 15 Amp
 - ST527-45R – 220V, 1PH, 15 Amp
- Lift Speed: max. 11.7 seconds per position
- cCSAus / CE mark
- OSHPD certified



ST327-45R

- Exterior Dimensions
 - Height – 2439 mm
 - Width – 1372 mm
 - Depth – 3048 mm
- Positions: 3
- 220V Motor: 1 x 1-1/2HP
- Weight: 610 kg.

ST427-45R

- Exterior Dimensions
 - Height – 3125 mm
 - Width – 1372 mm
 - Depth – 3048 mm
- Positions: 4
- Motor: 1 x 1-1/2HP
- Weight: 748 kg.

ST527-45R

- Exterior Dimensions
 - Height – 3810 mm
 - Width – 1372 mm
 - Depth – 3048 mm
- Positions: 5
- Motor: 1 x 1-1/2HP
- Weight: 930 kg.

Bedlift_x

- Designed for beds up to 408 kg.
- Accommodates beds 2413 x 1131 x 813 mm
- Electrical Specifications:
 - ST233-45X-220V – 220V, 1PH, 10 Amp
 - ST333-45X – 220V, 1PH, 15 Amp
 - ST433-45X – 220V, 1Ph, 15 Amp
- cCSAus / CE mark
- OSHPD certified



ST233-45X

- Exterior Dimensions
 - Height – 2210 mm
 - Width – 1372 mm
 - Depth – 2794 mm
- Positions: 2
- 220V Motor: 1 x 1-1/2HP
- Weight: 553 kg.

ST333-45X

- Exterior Dimensions
 - Height – 2896 mm
 - Width – 1372 mm
 - Depth – 3048 mm
- Positions: 3
- Motor: 1 x 1-1/2HP
- Weight: 703 kg.

ST433-45X

- Exterior Dimensions
 - Height – 3734 mm
 - Width – 1372 mm
 - Depth – 3048 mm
- Positions: 4
- Motor: 1 x 1-1/2HP
- Weight: 878 kg.

Bedlift_s

- Designed for beds up to 272 kg.
- Accommodates beds 2413 x 1131 x 661 mm
- Electrical Specifications:
 - ST327-96S-220V – 220V, 1PH, 10 Amp
 - ST427-96S – 220V, 1PH, 15 Amp
- Lifting Speed: max. 11.7 seconds per position
- Includes Platform Inserts
- cCSAus mark

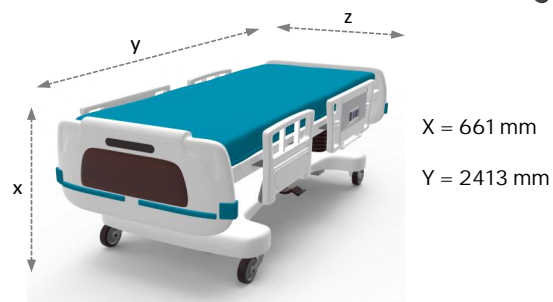


ST327-96S

- Exterior Dimensions
 - Height – 2464 mm
 - Width – 2667 mm
 - Base Depth – 1397 mm
 - Top Depth – 1728 mm
- Positions: 3
- 220V Motor: 1 x 1-1/2HP
- Weight: 643 kg.

ST427-96S

- Exterior Dimensions
 - Height – 3150 mm
 - Width – 2667 mm
 - Base Depth – 1397 mm
 - Top Depth – 1728 mm
- Positions: 4
- Motor: 1 x 1-1/2HP
- Weight: 791 kg.



Bedlift_N

- Designed for stretchers up to 272 kg.
- Accommodates stretchers 2413 x 800 x 661 mm
- Electrical Specifications:
 - ST327-32N-220V – 220V, 1PH, 10 Amp
 - ST427-32N – 220V, 1PH, 15 Amp
 - ST527-32N – 220V, 1PH, 15 Amp
- Lifting Speed: max. 11.7 seconds per position
- cCSAus mark


Model	Height	Width	Depth	Positions	Motor	Weight
ST327-32N-220V	2439mm	1016mm	3048mm	3	1-1/2 HP	577 kg
ST427-32N	3125mm	1016mm	3048mm	4	1-1/2 HP	718 kg
ST527-32N	3810mm	1016mm	3048mm	5	1-1/2 HP	830 kg



Criblift_C

- Designed for hospital cribs up to 272 kg.
- Accommodates cribs 1905 x 991 x 991 mm
- Electrical Specifications:
 - ST240C-40C-220V – 220V, 1PH, 10 Amp
 - ST340-40C – 220V, 1PH, 15 Amp
- cCSAus mark

Model	Height	Width	Depth	Positions	Motor	Weight
ST240-40C-220V	2439mm	1220mm	2058mm	2	1-1/2 HP	525 kg
ST340-40C	3429mm	1220mm	2058mm	3	1-1/2 HP	689 kg



FREQUENTLY ASKED QUESTIONS

- Do you keep inventory on Bedlifts?
No, we build the units to order.
- Is the only color choice the grey and white as depicted in the renderings?
No, the standard color scheme is white with grey accents but the units can be painted in any other RAL color for a \$500 up-charge per color.
- Do Bedlifts require a dedicated outlet or are they hardwired?
The Bedlift is provided with all the necessary hardware to plug directly into a dedicated outlet upon installation as per the electrical specifications. The electrician can, at their discretion decide on-site whether or not to hardwire.
- How many loading ramps come with an order?
An order for a single unit receives a single set of loading ramps. Multiple unit orders will receive 2 sets of loading ramps.
- What is the estimated installation time for the Bed Lift?
Approximately 6-8 hours per unit for 2 installers.
- How do you handle freight?
We prefer to handle all shipping within North America to ensure that the product arrives on site in the same condition as it left our plant. Please contact us for current shipping rates.
- Do you have any CAD blocks or other drawing tools to integrate in our designs?
Yes, these tools are available upon request.